

Install guide for (2019-2024 Ram 1500 2500 3500 Interior Auto Climate Control Kit)

Before you begin, make sure to checkout our install video. We spend a good amount of time getting these videos just right so that they will be a helpful guide.

Part lists

- Cabin Sensor for Automatic HVAC System
- Interior Cabin Sensor Harness
- Automatic Temperature Control Sun Sensor
- 2x Phillips Screw for Cabin Sensor



Tools required for installation, socket sizes & whatnot.

- Light Source
- Pry Tool
- Flathead Screwdriver
- Philips Screwdriver
- 7mm Wrench/Socket

Skill Level: 2

Time Investment: 1-2 hours



Step 1: Starting on the passenger side of the vehicle. Pop out the door well trim; it is only held in with retainer clips.



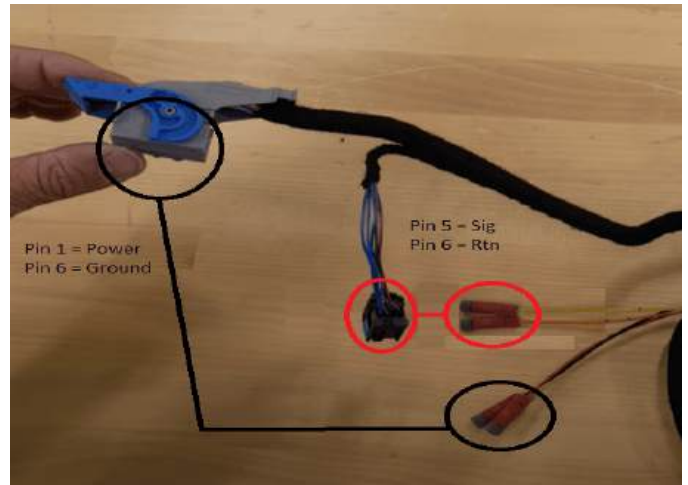
Step 2: Pull the carpet back to give you more room to work.




Step 3: Looking up to the right, you'll see the your HVAC module with the two plugs we will need to tap into. Larger plug for power and ground, and smaller plug for cabin sensor signal.



Step 4: Power and ground can be tapped to any source in the vehicle. In our video we use another connector but you can use the one going to the HVAC module for power and ground. For this guide I'll be using the two connections on the HVAC module. Circled to the right.

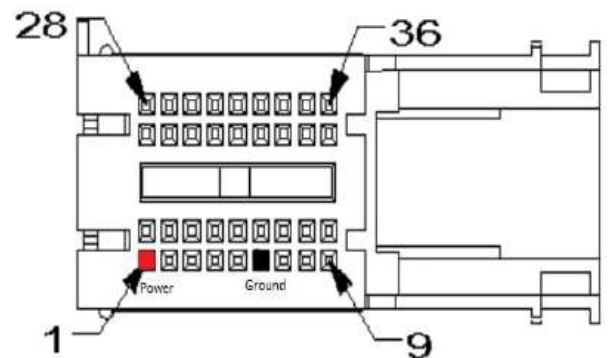


Step 5: Pull the blue lever back to release the connector, then with a flathead screw driver release the connector from the locking cover. There could be a zip tie holding the wiring to the connector cover; cut the zip tie, then pull the locking tabs back to release the connector. Sometimes you have to remove a bit of the wiring tesa tape to have a good spot to posi tap into.




The black connector has a small push tab to depress to release the connector.

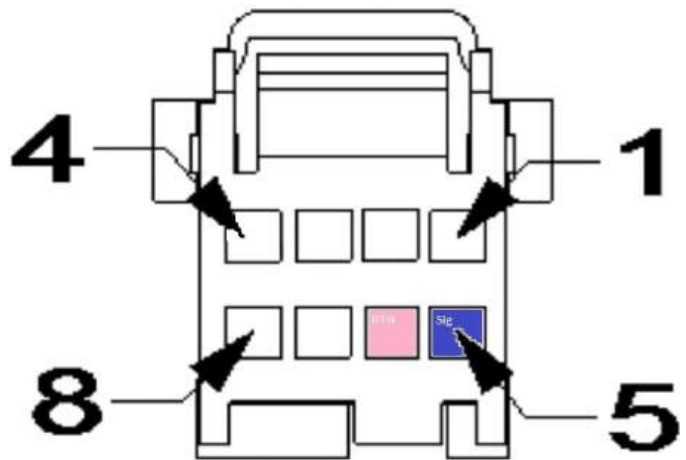
Step 6: You want to posi tap Red to Pin 1 and Black to Pin 6. Reassemble the connector and plug it back into the HVAC module when done.



Step 7: An alternative for power and ground is a connector close to the HVAC module. You can tap into black for ground and red for power.



Step 8: For the black connector, we want to tap the Yellow wire posi into Pin 5 (Blue), then tap the Orange wire posi into Pin 6 (Pink). Once posi taps are done, plug the connector back into the HVAC module.



Step 9: Route the Sensor harness over to the driver's foot well. Then place the carpet back in its place as well as the door well trim.



Step 10: Once you've routed the cabin sensor harness over to the driver's foot well. We need to remove the driver's knee bolster. There are two 7mm screws to remove.



Step 11: Pull the knee bolster down, the rest of it is only held in with retainer clips.




Step 12: You can now see the factory location for the cabin sensor. It's on the rear of the knee bolster.



Step 13: Install the cabin sensor into the rear of the knee bolster with the included two screws.



Step 14: Pulling the cabin sensor harness from the dash, plug it into the cabin sensor.



Step 15: Once that is done, snap the knee bolster back into place and secure it with the two 7mm screws you removed earlier.



Step 16: Lastly, we need to install a new Sun Sensor into the vehicle. Grab your pry tool and pop out the center dash trim where your factory sun sensor is located.



Step 17: Disconnect the factory sun sensor and push it out of the dash trim piece.



Step 18: Snap in the new Sun Sensor into the dash trim piece.



Step 19: Plug the new Sun Sensor in and snap the trim piece into the dash.



Step 20: With the radio getting data from the new Sun Sensor and the newly installed Cabin Sensor, you will have Auto Climate available in the vehicle.



Step 21: Enjoy your purchase and again thank you for choosing Infotainment.com for your upgrades.



Return Policy/Warranty Terms

Infotainment.com 30-Day Return Policy:

Infotainment.com offers hassle free returns within 30 days from the date-of-delivery for a full refund unless otherwise stated on the product advertisement (such as a custom or special order item). The customer may choose to cancel their order prior to shipping or fulfillment without penalty. If the customer's order or package sustained physical damage it must be reported to Infotainment.com within 7 days of arrival. A 15% restock fee will apply to all returns unless the returned item(s) have been deemed defective by Infotainment.com after full inspection, in this case a restocking fee will not be assessed.

To initiate a return, the customer is required to contact the customer service department by phone, live chat, or via the online ticket system at anytime within 30 days from the date-of-delivery. The representative will issue a Return Merchandise Authorization (RMA) number, which is required to process your return. A copy of a completed RMA form must be included with the return shipment to expedite the process. The return must be shipped within 7 days of the RMA issuance. Infotainment.com reserves the right to refuse any package returned to them without authorization or process could be delayed over 30 days.

Customers are responsible for all return shipping charges unless they receive the wrong product or a defective item. It is recommended that the customer utilizes signature confirmation and/or insurance when shipping an item to Infotainment.com.

Infotainment.com will not be responsible for lost or damaged packages. Only the signature of an Infotainment.com employee will suffice as proof of delivery. A pre-paid return shipping label may be requested by the customer (located within the continental U.S) at the cost of \$15.00 to be deducted from the total refund amount. Customers located outside the United States will be responsible for all incurred shipping charges and customs duty/tax fees to or from Infotainment.com.

Returns will be processed within ten (10) business days of receipt (not including weekends, holidays, and the day the package is delivered). Refunds will be issued back to the original form of payment. If the original form of payment is no longer valid the refund will be issued as store credit. Infotainment.com reserves the right to reject or impose additional charges for replacement of a return if there is damage, missing



DISCOVER YOUR VEHICLE'S POTENTIAL

components, excessive use/wear, a different serial number from when originally shipped, etc. If the customer's return has not been processed within 3 weeks of arrival the customer is advised to contact the customer service department for an update. This return policy is null & void if product(s) have been tampered with or modified. Infotainment.com is not responsible for professional fees related to installation, removal or re-installation of any product. Infotainment.com reserves the right to change or amend the return policy and procedures at any time without notification.

Infotainment.com Retail 90-Day Warranty Policy:

Infotainment.com offers hassle free technical support and warranty claims on all products within 90 days from the date-of-delivery. Physical damage to an item received must be reported within 7 days of arrival.

To initiate a warranty claim, the customer is required to contact the customer service department by phone, live chat, or via the online ticket system at anytime within 90 days from the date-of-delivery. The representative will assist the customer with technical support and step-by-step troubleshooting procedures to resolve any issue or concern. If it is determined that the product(s) must be sent back for repair or exchange the representative will issue a Return Merchandise Authorization (RMA) number, which is required to process the warranty claim. A copy of a completed RMA form must be included with the return shipment to expedite the process. The item(s) must be shipped within 7 days of the RMA issuance. Infotainment.com reserves the right to refuse any package returned to them without authorization or process could be delayed over 30 days.

A pre-paid return shipping label will be issued by the customer service representative for customers located within the continental U.S. only. Customers located outside the U.S. will be responsible for all incurred shipping charges and customs duty/tax fees to or from Infotainment.com. Customers are fully responsible to ensure the item(s) are packaged securely to prevent damage in shipping transit. Infotainment.com will not be responsible for damaged item(s) due to poor packaging.

Warranty claims will be processed within five (5) business days of receipt (not including weekends, holidays, and the day the package is delivered). An Infotainment.com technician reserves the right to determine whether the troubled product requires a simple repair or a full replacement. Once the issue is resolved, a tracking number will be immediately provided to the customer when the repaired or replacement item is shipped



DISCOVER YOUR VEHICLE'S POTENTIAL

therefore ending the warranty claim. Infotainment.com reserves the right to reject or impose additional charges for warranty claims if there is damage, missing components, excessive use/wear, a different serial number from when originally shipped, etc. Infotainment.com will allow up to two (2) claims per order before it is determined the item(s) will not work in the customer's vehicle. If the customer's warranty claim has not been processed within 3 weeks of arrival the customer is advised to contact the customer service department for an update.

This warranty policy is null & void if product(s) have been tampered with or modified. Infotainment.com is not responsible for professional fees related to installation, removal or re-installation of any product. Infotainment.com reserves the right to change or amend the warranty policy and procedures at any time without notification.

Infotainment.com Extended 1-Year Warranty Policy:

Infotainment.com offers hassle free technical support and warranty claims on all products within 1 year from the date-of-delivery to retail customers who opt for the extended warranty coverage upon checkout. This policy also applies to all registered Infotainment.com wholesale accounts. Furthermore, franchise automobile dealers are granted additional coverage for their customers to match the vehicle's 3 year / 36,000 mile bumper-to-bumper manufacturer's warranty.

To initiate a warranty claim, the customer is required to contact the customer service department by phone, live chat, or via the online ticket system at anytime within 1 year from the date-of-delivery. The representative will assist the customer with technical support and step-by-step troubleshooting procedures to resolve any issue or concern. If it is determined that the product(s) must be sent back for repair or exchange the representative will issue a Return Merchandise Authorization (RMA) number, which is required to process the warranty claim. A copy of a completed RMA form must be included with the return shipment to expedite the process. The item(s) must be shipped within 7 days of the RMA issuance. Infotainment.com reserves the right to refuse any package returned to them without authorization or process could be delayed over 30 days.

A pre-paid return shipping label will be issued by the customer service representative for customers located within the continental U.S. only. Customers located outside the U.S. will be responsible for all incurred shipping charges and customs duty/tax fees to or from Infotainment.com. Customers are fully responsible to ensure the item(s) are



DISCOVER YOUR VEHICLE'S POTENTIAL

packaged securely to prevent damage in shipping transit. Infotainment.com will not be responsible for damaged item(s) due to poor packaging.

Warranty claims will be processed within five (5) business days of receipt (not including weekends, holidays, and the day the package is delivered). An Infotainment.com technician reserves the right to determine whether the troubled product requires a simple repair or a full replacement. Once the issue is resolved, a tracking number will be immediately provided to the customer when the repaired or replacement item is shipped therefore ending the warranty claim. Infotainment.com reserves the right to reject or impose additional charges for warranty claims if there is damage, missing components, excessive use/wear, a different serial number from when originally shipped, etc. Infotainment.com will allow up to two (2) claims per order before it is determined the item(s) will not work in the customer's vehicle. If the customer's warranty claim has not been processed within 3 weeks of arrival the customer is advised to contact the customer service department for an update.

This warranty policy is null & void if product(s) have been tampered with or modified. Infotainment.com is not responsible for professional fees related to installation, removal or re-installation of any product. Infotainment.com reserves the right to change or amend the warranty policy and procedures at any time without notification.