

Install guide for (2013-2018 Ram Rear View Mirror Backup Camera Image Reroute Kit)

Before you begin, make sure to checkout our install video. We spend a good amount of time getting these videos just right so that they will be a helpful guide.

Part lists

- 2013+ Rear View Mirror Backup Camera Reroute Harness (C-INTCAMRR)
- Uconnect 3/4 Radio Camera Interface (C-INTC4T)*

*Must be selected from drop down to be included with order.



Tools required for installation, socket sizes & whatnot.

- Light Source
- Pry Tool
- Flathead Screwdriver
- T20 Torx Screwdriver
- 7mm Wrench/Socket

Skill Level: 1

Time Investment: 1 hour



Step 1: On passenger side, pop off the outer dash trim. Use your pry tool to pop it off, it is only held in with retainer clips.



Step 2: You now be able to see the factory connection where the reroute kit installs into. Pull the red locking tab back then pull connector apart.



Step 3: Place the reroute harness in between the factory connections.



Step 4: Plug in the reroute kit.



Step 5: Route the RCA connection down then over to radio location.



Step 6: To get behind the radio, start by removing the rubber mat from above the radio.



Step 7: Under the mat you'll find two T20 screws, remove them.



Step 8: The rest of the factory bezel are only held in with retainer clips. Using your pry tool or flathead screwdriver to pry the factory bezel up.



Step 9: Lean the factory bezel toward yourself and disconnect all the connections.

Note: Take a picture before disconnecting anything for your reference.




Step 10: To remove the factory radio, there are four 7mm screws that need to be removed.




Step 11: Lean the radio toward yourself and disconnect the connections at its rear.


Note: Again take a picture of the connections for your reference.



Step 12: The 52 pin large black connector is where you plug in our C-INTC4T harness, the other side of our harness plugs into the rear of the OEM radio. The yellow RCA from the reroute kit plugs into the yellow RCA on the C-INTC4T.



Step 13: Reinstall the radio with the four 10mm screws.



Step 14: Reinstall the bezel and the two T20 screws from the top.



Step 15: When you go into reverse you should see the backup camera image in the mirror and the radio.



Step 16: THINGS TO KNOW

- This kit will work with factory and aftermarket touchscreen radios. If installing an aftermarket radio the C-INTC4T will not be required as most aftermarket radios have a dedicated rear camera RCA input.
- Per multiple requests, we designed the kit to retain the backup camera image on BOTH the rear view mirror and the newly installed radio display.
- 2013-2015 Ram truck owners with the factory installed CHMSL cargo camera can use this kit to reroute the backup camera image from the rear view mirror to the radio display. However, the 8.4-inch radio will require the 17.11.07 software or will need to be replaced with a MY16 or MY17 8.4-inch radio. Furthermore, you will need to plug the male yellow RCA into the female blue RCA on the C-INTC4T harness. Run this kit's RCA into the female yellow RCA on the C-INTC4T harness. This procedure will allow the driver to have the backup camera image on the 8.4-inch radio and the rear view mirror. The cargo camera can be enabled manually by pressing the "cab cam" soft key while in reverse.

Step 17: Enjoy your purchase and again thank you for choosing Infotainment.com for your upgrades.



Return Policy/Warranty Terms

Infotainment.com 30-Day Return Policy:

Infotainment.com offers hassle free returns within 30 days from the date-of-delivery for a full refund unless otherwise stated on the product advertisement (such as a custom or special order item). The customer may choose to cancel their order prior to shipping or fulfillment without penalty. If the customer's order or package sustained physical damage it must be reported to Infotainment.com within 7 days of arrival. A 15% restock fee will apply to all returns unless the returned item(s) have been deemed defective by Infotainment.com after full inspection, in this case a restocking fee will not be assessed.

To initiate a return, the customer is required to contact the customer service department by phone, live chat, or via the online ticket system at anytime within 30 days from the date-of-delivery. The representative will issue a Return Merchandise Authorization (RMA) number, which is required to process your return. A copy of a completed RMA form must be included with the return shipment to expedite the process. The return must be shipped within 7 days of the RMA issuance. Infotainment.com reserves the right to refuse any package returned to them without authorization or process could be delayed over 30 days.

Customers are responsible for all return shipping charges unless they receive the wrong product or a defective item. It is recommended that the customer utilizes signature confirmation and/or insurance when shipping an item to Infotainment.com.

Infotainment.com will not be responsible for lost or damaged packages. Only the signature of an Infotainment.com employee will suffice as proof of delivery. A pre-paid return shipping label may be requested by the customer (located within the continental U.S) at the cost of \$15.00 to be deducted from the total refund amount. Customers located outside the United States will be responsible for all incurred shipping charges and customs duty/tax fees to or from Infotainment.com.

Returns will be processed within ten (10) business days of receipt (not including weekends, holidays, and the day the package is delivered). Refunds will be issued back to the original form of payment. If the original form of payment is no longer valid the refund will be issued as store credit. Infotainment.com reserves the right to reject or impose additional charges for replacement of a return if there is damage, missing



DISCOVER YOUR VEHICLE'S POTENTIAL

components, excessive use/wear, a different serial number from when originally shipped, etc. If the customer's return has not been processed within 3 weeks of arrival the customer is advised to contact the customer service department for an update. This return policy is null & void if product(s) have been tampered with or modified. Infotainment.com is not responsible for professional fees related to installation, removal or re-installation of any product. Infotainment.com reserves the right to change or amend the return policy and procedures at any time without notification.

Infotainment.com Retail 90-Day Warranty Policy:

Infotainment.com offers hassle free technical support and warranty claims on all products within 90 days from the date-of-delivery. Physical damage to an item received must be reported within 7 days of arrival.

To initiate a warranty claim, the customer is required to contact the customer service department by phone, live chat, or via the online ticket system at anytime within 90 days from the date-of-delivery. The representative will assist the customer with technical support and step-by-step troubleshooting procedures to resolve any issue or concern. If it is determined that the product(s) must be sent back for repair or exchange the representative will issue a Return Merchandise Authorization (RMA) number, which is required to process the warranty claim. A copy of a completed RMA form must be included with the return shipment to expedite the process. The item(s) must be shipped within 7 days of the RMA issuance. Infotainment.com reserves the right to refuse any package returned to them without authorization or process could be delayed over 30 days.

A pre-paid return shipping label will be issued by the customer service representative for customers located within the continental U.S. only. Customers located outside the U.S. will be responsible for all incurred shipping charges and customs duty/tax fees to or from Infotainment.com. Customers are fully responsible to ensure the item(s) are packaged securely to prevent damage in shipping transit. Infotainment.com will not be responsible for damaged item(s) due to poor packaging.

Warranty claims will be processed within five (5) business days of receipt (not including weekends, holidays, and the day the package is delivered). An Infotainment.com technician reserves the right to determine whether the troubled product requires a simple repair or a full replacement. Once the issue is resolved, a tracking number will be immediately provided to the customer when the repaired or replacement item is shipped



DISCOVER YOUR VEHICLE'S POTENTIAL

therefore ending the warranty claim. Infotainment.com reserves the right to reject or impose additional charges for warranty claims if there is damage, missing components, excessive use/wear, a different serial number from when originally shipped, etc. Infotainment.com will allow up to two (2) claims per order before it is determined the item(s) will not work in the customer's vehicle. If the customer's warranty claim has not been processed within 3 weeks of arrival the customer is advised to contact the customer service department for an update.

This warranty policy is null & void if product(s) have been tampered with or modified. Infotainment.com is not responsible for professional fees related to installation, removal or re-installation of any product. Infotainment.com reserves the right to change or amend the warranty policy and procedures at any time without notification.

Infotainment.com Extended 1-Year Warranty Policy:

Infotainment.com offers hassle free technical support and warranty claims on all products within 1 year from the date-of-delivery to retail customers who opt for the extended warranty coverage upon checkout. This policy also applies to all registered Infotainment.com wholesale accounts. Furthermore, franchise automobile dealers are granted additional coverage for their customers to match the vehicle's 3 year / 36,000 mile bumper-to-bumper manufacturer's warranty.

To initiate a warranty claim, the customer is required to contact the customer service department by phone, live chat, or via the online ticket system at anytime within 1 year from the date-of-delivery. The representative will assist the customer with technical support and step-by-step troubleshooting procedures to resolve any issue or concern. If it is determined that the product(s) must be sent back for repair or exchange the representative will issue a Return Merchandise Authorization (RMA) number, which is required to process the warranty claim. A copy of a completed RMA form must be included with the return shipment to expedite the process. The item(s) must be shipped within 7 days of the RMA issuance. Infotainment.com reserves the right to refuse any package returned to them without authorization or process could be delayed over 30 days.

A pre-paid return shipping label will be issued by the customer service representative for customers located within the continental U.S. only. Customers located outside the U.S. will be responsible for all incurred shipping charges and customs duty/tax fees to or from Infotainment.com. Customers are fully responsible to ensure the item(s) are



DISCOVER YOUR VEHICLE'S POTENTIAL

packaged securely to prevent damage in shipping transit. Infotainment.com will not be responsible for damaged item(s) due to poor packaging.

Warranty claims will be processed within five (5) business days of receipt (not including weekends, holidays, and the day the package is delivered). An Infotainment.com technician reserves the right to determine whether the troubled product requires a simple repair or a full replacement. Once the issue is resolved, a tracking number will be immediately provided to the customer when the repaired or replacement item is shipped therefore ending the warranty claim. Infotainment.com reserves the right to reject or impose additional charges for warranty claims if there is damage, missing components, excessive use/wear, a different serial number from when originally shipped, etc. Infotainment.com will allow up to two (2) claims per order before it is determined the item(s) will not work in the customer's vehicle. If the customer's warranty claim has not been processed within 3 weeks of arrival the customer is advised to contact the customer service department for an update.

This warranty policy is null & void if product(s) have been tampered with or modified. Infotainment.com is not responsible for professional fees related to installation, removal or re-installation of any product. Infotainment.com reserves the right to change or amend the warranty policy and procedures at any time without notification.